

Standard MP Rotator® Nozzle

With the lowest precipitation rate on the market and multi-stream technology, the Standard MP Rotator Nozzle is the most trusted high-efficiency nozzle solution, offering up to 30% water savings over traditional spray nozzles.

PRINCIPAIS BENEFÍCIOS

- Low precipitation rate of approximately 0.4 in/hr — lowest in the industry
- Automatic matched precipitation for simplified irrigation design and flexibility
- Double-pop feature protects the nozzle from external debris
- High distribution uniformity for a healthy landscape with maximum water efficiency
- Wind-resistant, multi-stream technology prevents misting
- Adjustable arc only when MP Rotator is running for vandal resistance
- Removable filter screen prevents nozzle from clogging
- Color-coded for easy identification



Operating Specifications

- Radius reduction up to approximately 25% on all models
- Recommended operating pressure: 40 PSI
- Minimum radius setting achieved at 30 PSI
- Warranty period: 3 years

Options

- Pair with Pro-Spray® PRS40 pop-up for pressure regulation to 40 PSI for nominal radius settings
- Pair with Pro-Spray PRS30 pop-up for pressure regulation to 30 PSI for minimum radius settings

MP1000











Radius: 8' to 15'

Adjustable Arc & Full Circle

Maroon: 90° to 210°






Lt. Blue: 210° to 270°

Olive: 360°

Arc	Pressure		Radius	Flow		Precip in/hr	
	PSI			ft	GPM	GPH	■
90° 	30		12	0.17	10.2	0.45	0.52
	35		13	0.19	11.4	0.43	0.50
	40		14	0.21	12.6	0.41	0.48
	45		14	0.23	13.8	0.45	0.52
	50		15	0.25	15.0	0.43	0.49
	55		15	0.27	16.2	0.46	0.53
180° 	30		12	0.34	20.4	0.45	0.52
	35		13	0.38	22.8	0.43	0.50
	40		14	0.42	25.2	0.41	0.48
	45		14	0.44	26.4	0.43	0.50
	50		15	0.50	30.0	0.43	0.49
	55		15	0.51	30.6	0.44	0.50
210° 	30		12	0.40	24.0	0.46	0.53
	35		13	0.45	27.0	0.44	0.51
	40		14	0.49	29.4	0.41	0.48
	45		14	0.51	30.6	0.43	0.50
	50		15	0.57	34.2	0.42	0.48
	55		15	0.59	35.4	0.43	0.50
270° 	30		12	0.48	28.8	0.43	0.49
	35		13	0.53	31.8	0.40	0.46
	40		14	0.63	37.8	0.41	0.48
	45		14	0.67	40.2	0.44	0.51
	50		15	0.72	43.2	0.41	0.47
	55		15	0.75	45.0	0.43	0.49
360° 	30		12	0.69	41.4	0.46	0.53
	35		13	0.77	46.2	0.44	0.51
	40		14	0.84	50.4	0.41	0.48
	45		14	0.88	52.8	0.43	0.50
	50		15	0.98	58.8	0.42	0.48
	55		15	1.01	60.6	0.43	0.50







MP2000

Radius: 13' to 21'
Adjustable Arc & Full Circle
Black: 90° to 210°
Green: 210° to 270°
Red: 360°

Arc	Pressure		Radius	Flow		Precip in/hr	
	PSI			ft	GPM	GPH	■
90° 	30		18	0.38	22.8	0.45	0.52
	35		19	0.40	24.0	0.43	0.49
	40		20	0.43	25.8	0.41	0.48
	45		21	0.46	27.6	0.40	0.46
	50		21	0.47	28.2	0.41	0.47
	55		21	0.48	28.8	0.42	0.48
180° 	30		17	0.64	38.4	0.43	0.49
	35		18	0.71	42.6	0.42	0.49
	40		19	0.77	46.2	0.41	0.47
	45		20	0.85	51.0	0.41	0.47
	50		21	0.91	54.6	0.40	0.46
	55		21	0.95	57.0	0.41	0.48
210° 	30		17	0.75	45.0	0.43	0.49
	35		18	0.81	48.6	0.41	0.48
	40		19	0.86	51.6	0.39	0.45
	45		20	0.91	54.6	0.38	0.43
	50		21	0.98	58.8	0.37	0.42
	55		21	1.01	60.6	0.38	0.44
270° 	30		17	0.95	57.0	0.42	0.49
	35		18	1.03	61.8	0.41	0.47
	40		19	1.10	66.0	0.39	0.45
	45		20	1.17	70.2	0.38	0.43
	50		21	1.23	73.8	0.36	0.41
	55		21	1.30	78.0	0.38	0.44
360° 	30		17	1.28	76.8	0.43	0.49
	35		18	1.37	82.2	0.41	0.47
	40		19	1.48	88.8	0.39	0.46
	45		20	1.57	94.2	0.38	0.44
	50		21	1.68	100.8	0.37	0.42
	55		21	1.74	104.4	0.38	0.44




MP3000

Radius: 22' to 30'
Adjustable Arc & Full Circle
Blue: 90° to 210°
Yellow: 210° to 270°
Grey: 360°

Arc	Pressure		Radius	Flow		Precip in/hr		
	PSI			ft	GPM	GPH	■	▲
90° 	30		27	0.76	45.6	0.40	0.46	
	35		28	0.82	49.2	0.40	0.46	
	40		30	0.86	51.6	0.37	0.42	
	45		30	0.90	54.0	0.39	0.44	
	50		30	0.95	57.0	0.41	0.47	
	55		30	1.01	60.6	0.43	0.50	
180° 	30			27	1.58	94.8	0.42	0.48
	35			28	1.70	102.0	0.42	0.48
	40			30	1.82	109.2	0.39	0.45
	45			30	1.93	115.8	0.41	0.48
	50			30	2.04	122.4	0.44	0.50
	55			30	2.13	127.8	0.46	0.53
210° 	30			27	1.84	110.4	0.42	0.48
	35			28	1.99	119.4	0.42	0.48
	40			30	2.12	127.2	0.39	0.45
	45			30	2.25	135.0	0.41	0.48
	50			30	2.37	142.2	0.43	0.50
	55			30	2.49	149.4	0.46	0.53
270° 	30			27	2.37	142.2	0.42	0.48
	35			28	2.55	153.0	0.42	0.48
	40			30	2.73	163.8	0.39	0.45
	45			30	2.89	173.4	0.41	0.48
	50			30	3.06	183.6	0.44	0.50
	55			30	3.22	193.2	0.46	0.53
360° 	30			27	3.15	189.0	0.42	0.48
	35			28	3.40	204.0	0.42	0.48
	40			30	3.64	218.4	0.39	0.45
	45			30	3.86	231.6	0.41	0.48
	50			30	4.07	244.2	0.44	0.50
	55			30	4.27	256.2	0.46	0.53

MP3500

Radius: 31' to 35'
Adjustable Arc
Lt. Brown: 90° to 210°

Arc	Pressure		Radius	Flow		Precip in/hr	
	PSI			GPM	GPH	■	▲
90° 	30		34	1.13	67.8	0.38	0.43
	35		34	1.21	72.6	0.40	0.47
	40		35	1.28	76.8	0.40	0.46
	45		35	1.38	82.8	0.43	0.50
	50		35	1.43	85.8	0.45	0.52
	55		35	1.50	90.0	0.47	0.54
180° 	30		34	2.24	134.4	0.37	0.43
	35		34	2.65	159.0	0.44	0.51
	40		35	2.86	171.6	0.45	0.52
	45		35	3.10	186.0	0.49	0.56
	50		35	3.21	192.6	0.50	0.58
	55		35	3.28	196.8	0.52	0.60
210° 	30		34	2.84	170.4	0.41	0.47
	35		34	3.08	184.8	0.44	0.51
	40		35	3.29	197.4	0.44	0.51
	45		35	3.54	212.4	0.48	0.55
	50		35	3.76	225.6	0.51	0.59
	55		35	3.94	236.4	0.53	0.61




Bold = Recommended pressure

MP CORNER

Radius: 8' to 15'




Adjustable Arc: 45° to 105°

Color Code: Turquoise

Arc	Pressure		Radius	Flow	
	PSI			GPM	GPH
45° 	30		12	0.17	10.2
	35		13	0.18	10.8
	40		14	0.19	11.4
	45		14	0.21	12.6
	50		14	0.22	13.2
	55		15	0.23	13.8
90° 	30		12	0.34	20.4
	35		13	0.36	21.6
	40		14	0.39	23.4
	45		14	0.41	24.6
	50		15	0.43	25.8
	55		15	0.46	27.6
105° 	30		12	0.39	23.4
	35		13	0.42	25.2
	40		14	0.45	27.0
	45		14	0.48	28.8
	50		15	0.51	30.6
	55		15	0.53	31.8

Bold = Recommended pressure

MP ROTATOR PERFORMANCE DATA MP CORNER

MPCorner Radius: 8' to 15' Adjustable Arc Color Code: Turquoise					
Arc	Pressure		Radius	Flow	
	PSI		ft	GPM	GPH
45° 	25	
	30		12	0.17	10.2
	35		13	0.18	10.8
	40		14	0.19	11.4
	45		14	0.21	12.6
	50		14	0.22	13.2
	55		15	0.23	13.8
90° 	25		11	0.31	18.6
	30		12	0.34	20.4
	35		13	0.36	21.6
	40		14	0.39	23.4
	45		14	0.41	24.6
	50		15	0.43	25.8
	55		15	0.46	27.6
105° 	25		11	0.36	21.6
	30		12	0.39	23.4
	35		13	0.42	25.2
	40		14	0.45	27.0
	45		14	0.48	28.8
	50		15	0.51	30.6
	55		15	0.53	31.8

Bold = Recommended pressure

Copyright © 2024 Hunter Industries Inc. Hunter, the Hunter logo, and other marks are trademarks of Hunter Industries Inc., registered in the U.S. and certain other countries.

<https://www.hunterindustries.com/pt/irrigation-product/mp-rotator/bocal-mp-rotator-padrao>
071824