

Standard MP Rotator Nozzle

With the lowest precipitation rate on the market and multi-stream technology, the Standard MP Rotator Nozzle is the most trusted high-efficiency nozzle solution, offering up to 30% water savings over traditional spray nozzles.

KEY BENEFITS

- Lowest precipitation rate in the industry of approximately 10 mm/hr
- Matched precipitation for simplified irrigation design and flexibility
- Double-pop feature protects the nozzle from external debris
- High distribution uniformity for a healthy landscape with maximum water efficiency
- Wind-resistant, multi-stream technology prevents misting
- Adjustable arc only when running for vandal resistance
- Removable filter screen prevents nozzle from clogging
- Colour-coded for easy identification



Operating Specifications

- Radius reduction up to approximately 25% on all models
- Recommended operating pressure: 2.8 bar; 280 kPa
- Minimum radius setting achieved at 2.1 bar; 210 kPa
- Warranty period: 3 years

Options











- Pair with Pro-Spray™ PRS40 pop-up for pressure regulation to 2.8 bar; 280 kPa for nominal radius settings
- Pair with Pro-Spray PRS30 pop-up for pressure regulation to 2.1 bar; 210 kPa for minimum radius settings

MP ROTATOR PERFORMANCE DATA

MP1000











Radius: 2.5 to 4.5 m
Adjustable Arc & Full Circle

Maroon: 90° to 210°
Lt. Blue: 210° to 270°
Olive: 360°

Arc	Pressure			Radius	Flow		Precip mm/hr	
	bar	kPa			m ³ /hr	l/min	■	▲
90° 	2.0	200		3.7	0.04	0.64	11	13
	2.5	250		4	0.04	0.72	11	13
	2.8	280		4.1	0.05	0.8	11	13
	3.0	300		4.3	0.05	0.87	11	13
	3.5	350		4.5	0.06	0.95	11	13
	3.8	380		4.5	0.06	1.02	12	14
180° 	2.0	200		3.7	0.08	1.29	11	13
	2.5	250		4	0.09	1.44	11	13
	2.8	280		4.1	0.1	1.59	11	13
	3.0	300		4.3	0.1	1.67	11	13
	3.5	350		4.5	0.12	1.9	11	13
	3.8	380		4.5	0.12	1.93	12	13
210° 	2.0	200		3.7	0.09	1.52	12	13
	2.5	250		4	0.1	1.71	11	13
	2.8	280		4.1	0.11	1.86	11	13
	3.0	300		4.3	0.12	1.93	11	13
	3.5	350		4.5	0.13	2.16	11	13
	3.8	380		4.5	0.14	2.24	11	13
270° 	2.0	200		3.7	0.11	1.82	11	12
	2.5	250		4	0.12	2.01	10	12
	2.8	280		4.1	0.14	2.39	11	13
	3.0	300		4.3	0.15	2.54	11	13
	3.5	350		4.5	0.17	2.73	11	13
	3.8	380		4.5	0.17	2.84	11	13
360° 	2.0	200		3.7	0.16	2.62	12	13
	2.5	250		4	0.18	2.92	11	13
	2.8	280		4.1	0.19	3.18	11	13
	3.0	300		4.3	0.2	3.34	11	13
	3.5	350		4.5	0.23	3.71	11	13
	3.8	380		4.5	0.23	3.83	11	13






MP2000

Radius: 4.0 to 6.4 m
 Adjustable Arc & Full Circle
Black: 90° to 210°
Green: 210° to 270°
Red: 360°

Arc	Pressure			Radius	Flow		Precip mm/hr	
	bar	kPa			m ³ /hr	l/min	■	▲
90° 	2.0	200		5.5	0.09	1.44	12	13
	2.5	250		5.8	0.09	1.52	11	13
	2.8	280		6.1	0.1	1.63	11	12
	3.0	300		6.4	0.11	1.74	10	12
	3.5	350		6.4	0.11	1.78	11	12
	3.8	380		6.4	0.11	1.82	11	12
180° 	2.0	200		5.2	0.15	2.43	11	13
	2.5	250		5.5	0.16	2.69	11	12
	2.8	280		5.8	0.18	2.92	11	12
	3.0	300		6.1	0.2	3.22	11	12
	3.5	350		6.4	0.21	3.45	10	12
	3.8	380		6.4	0.22	3.6	11	12
210° 	2.0	200		5.2	0.17	2.84	11	13
	2.5	250		5.5	0.19	3.07	11	12
	2.8	280		5.8	0.2	3.26	10	12
	3.0	300		6.1	0.21	3.45	10	11
	3.5	350		6.4	0.23	3.71	9	11
	3.8	380		6.4	0.23	3.83	10	11
270° 	2.0	200		5.2	0.22	3.6	11	12
	2.5	250		5.5	0.24	3.9	10	12
	2.8	280		5.8	0.25	4.17	10	12
	3.0	300		6.1	0.27	4.43	10	11
	3.5	350		6.4	0.28	4.66	9	11
	3.8	380		6.4	0.3	4.93	10	11
360° 	2.0	200		5.2	0.29	4.85	11	13
	2.5	250		5.5	0.32	5.19	10	12
	2.8	280		5.8	0.34	5.61	10	12
	3.0	300		6.1	0.36	5.95	10	11
	3.5	350		6.4	0.39	6.37	9	11
	3.8	380		6.4	0.4	6.59	10	11




MP3000

Radius: 6.7 to 9.1 m
Adjustable Arc & Full Circle
Blue: 90° to 210°
Yellow: 210° to 270°
Grey: 360°

Arc	Pressure		Radius	Flow		Precip mm/hr	
	bar	kPa		m ³ /hr	l/min	■	▲
90° 	2.0	200	8.2	0.17	2.88	10	12
	2.5	250	8.5	0.19	3.11	10	12
	2.8	280	9.1	0.2	3.26	10	11
	3.0	300	9.1	0.21	3.41	10	12
	3.5	350	9.1	0.22	3.6	11	12
	3.8	380	9.1	0.23	3.83	11	13
180° 	2.0	200	8.2	0.36	5.99	11	12
	2.5	250	8.5	0.39	6.44	11	12
	2.8	280	9.1	0.42	6.9	10	12
	3.0	300	9.1	0.44	7.31	11	12
	3.5	350	9.1	0.47	7.73	11	13
	3.8	380	9.1	0.49	8.07	12	14
210° 	2.0	200	8.2	0.42	6.97	11	12
	2.5	250	8.5	0.46	7.54	11	13
	2.8	280	9.1	0.49	8.03	10	12
	3.0	300	9.1	0.52	8.53	11	12
	3.5	350	9.1	0.55	8.98	11	13
	3.8	380	9.1	0.57	9.44	12	14
270° 	2.0	200	8.2	0.55	8.98	11	12
	2.5	250	8.5	0.59	9.66	11	12
	2.8	280	9.1	0.63	10.35	10	12
	3.0	300	9.1	0.66	10.95	11	12
	3.5	350	9.1	0.7	11.6	11	13
	3.8	380	9.1	0.74	12.2	12	14
360° 	2.0	200	8.2	0.72	11.94	11	12
	2.5	250	8.5	0.78	12.89	11	12
	2.8	280	9.1	0.84	13.8	10	12
	3.0	300	9.1	0.89	14.63	11	12
	3.5	350	9.1	0.94	15.43	11	13
	3.8	380	9.1	0.98	16.18	12	14

MP3500

Radius: 9.4 to 10.7 m
Adjustable Arc & Full Circle
Lt. Brown: 90° to 210°

Arc	Pressure		Radius	Flow		Precip mm/hr	
	bar	kPa		m ³ /hr	l/min	■	▲
90° 	2.0	200	10.4	0.26	4.28	10	11
	2.5	250	10.4	0.28	4.58	10	12
	2.8	280	10.7	0.29	4.84	10	12
	3.0	300	10.7	0.31	5.22	11	13
	3.5	350	10.7	0.33	5.41	11	13
	3.8	380	10.7	0.34	5.68	12	14
180° 	2.0	200	10.4	0.51	8.48	9	11
	2.5	250	10.4	0.60	10.03	11	13
	2.8	280	10.7	0.65	10.83	11	13
	3.0	300	10.7	0.70	11.73	12	14
	3.5	350	10.7	0.73	12.15	13	15
	3.8	380	10.7	0.75	12.41	13	15
210° 	2.0	200	10.4	0.65	10.75	10	12
	2.5	250	10.4	0.70	11.66	11	13
	2.8	280	10.7	0.75	12.45	11	13
	3.0	300	10.7	0.80	13.40	12	14
	3.5	350	10.7	0.85	14.23	13	15
	3.8	380	10.7	0.90	14.91	13	16




Bold = Recommended pressure

MP CORNER

Radius: 2.5 to 4.5 m

Adjustable Arc: 45° to 105°

Color Code: Turquoise

Arc	Pressure		Radius	Flow	
	bar	kPa		m ³ /hr	l/min
45° 	2.0	200	3.5	0.04	0.61
	2.5	250	4.0	0.04	0.68
	2.8	280	4.1	0.04	0.70
	3.0	300	4.3	0.04	0.73
	3.5	350	4.4	0.05	0.78
	3.8	380	4.5	0.05	0.81
90° 	2.0	200	3.5	0.08	1.27
	2.5	250	4.0	0.08	1.40
	2.8	280	4.1	0.09	1.44
	3.0	300	4.3	0.09	1.57
	3.5	350	4.4	0.10	1.67
	3.8	380	4.5	0.10	1.73
105° 	2.0	200	3.5	0.09	1.48
	2.5	250	4.0	0.10	1.63
	2.8	280	4.1	0.10	1.70
	3.0	300	4.3	0.11	1.83
	3.5	350	4.4	0.12	1.94
	3.8	380	4.5	0.12	2.00

Bold = Recommended pressure

MP ROTATOR PERFORMANCE DATA MP CORNER

MPCorner Radius: 2.5 to 4.5 m Adjustable Arc: 45° to 105° Color Code: Turquoise						
Arc	Pressure			Radius	Flow	
	bar	kPa			m	m ³ /hr
45° 	1.7	170	
	2.0	200		3.5	0.04	0.61
	2.5	250		4.0	0.04	0.68
	2.8	280		4.1	0.04	0.70
	3.0	300		4.3	0.04	0.73
	3.5	350		4.4	0.05	0.78
	3.8	380		4.5	0.05	0.81
90° 	1.7	170		3.2	0.07	1.15
	2.0	200		3.5	0.08	1.27
	2.5	250		4.0	0.08	1.40
	2.8	280		4.1	0.09	1.44
	3.0	300		4.3	0.09	1.57
	3.5	350		4.4	0.10	1.67
	3.8	380		4.5	0.10	1.73
105° 	1.7	170		3.2	0.08	1.34
	2.0	200		3.5	0.09	1.48
	2.5	250		4.0	0.10	1.63
	2.8	280		4.1	0.10	1.70
	3.0	300		4.3	0.11	1.83
	3.5	350		4.4	0.12	1.94
	3.8	380		4.5	0.12	2.00

Bold = Recommended pressure

Copyright © 2024 Hunter Industries Inc. Hunter, the Hunter logo, and other marks are trademarks of Hunter Industries Inc., registered in the U.S. and certain other countries.

<https://www.hunterindustries.com/en-metric/irrigation-product/mp-rotator/standard-mp-rotator-nozzle>
071724