

WATER REQUIREMENT

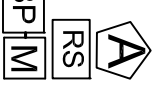
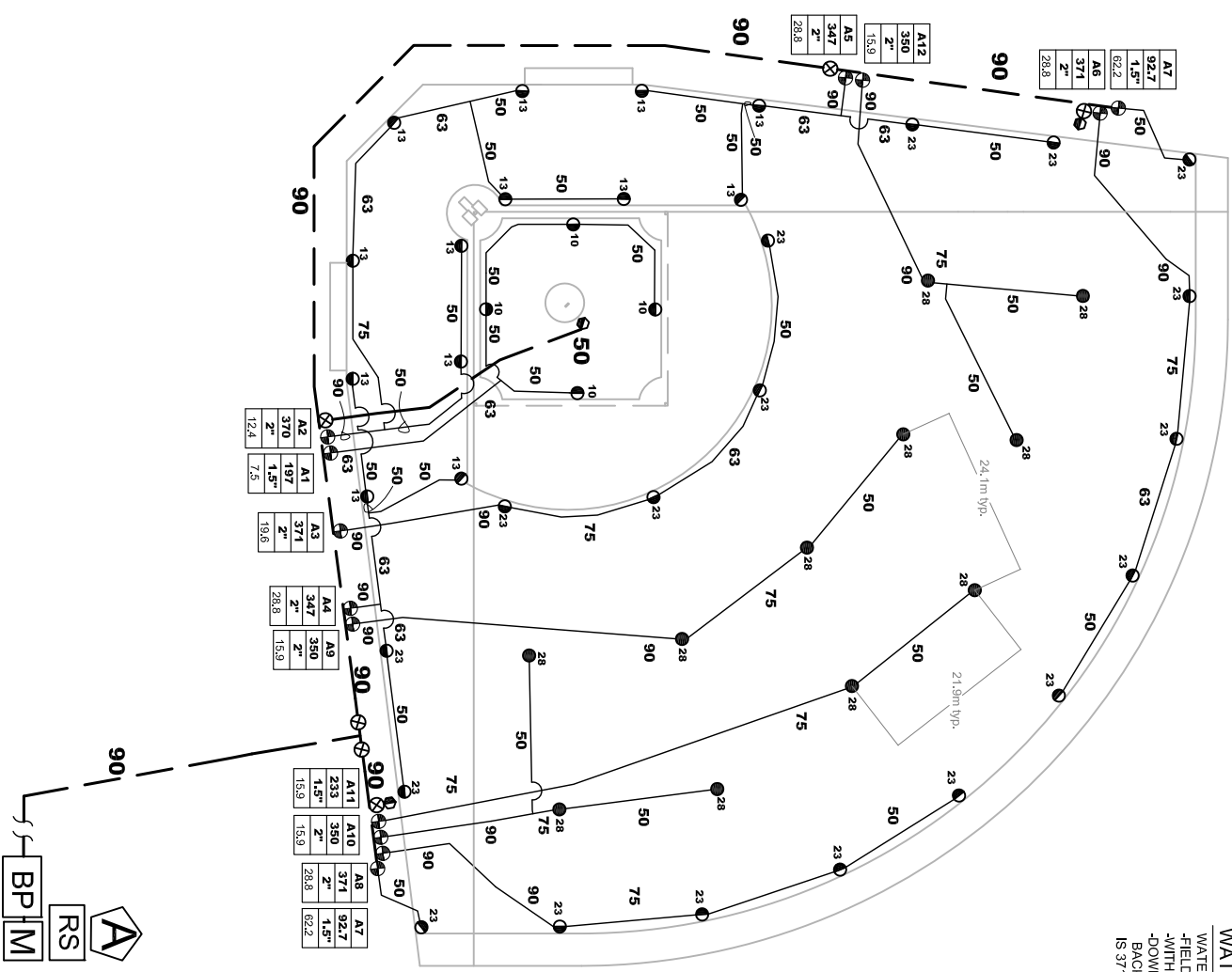
FIELD ELEVATION WITHIN 30m OF FIELD
 -DOWNSTREAM OF BACKFLOW
 IS 371 l/min @ 6.25 Bars

IRRIGATION LEGEND

- HUNTER HQ-04-SS-QN-B-XXI-40-06-SS-QN-B-XX NOZZLE AS SHOWN
- HUNTER HQ-04-SS-B-XXI-40-06-SS-B-XX NOZZLE AS SHOWN
- NOZZLE PERFORMANCE:
 #10 @ 5.5 Bars - 49.3 l/min 15.8m RADIUS
 #13 @ 5.5 Bars - 53.9 l/min 16.2m RADIUS
 #15 @ 5.5 Bars - 68.9 l/min 18.0m RADIUS
 #23 @ 5.5 Bars - 92.7 l/min 19.8m RADIUS
 #28 @ 5.5 Bars - 116.7 l/min 21.9m RADIUS
- ⊕ HUNTER HQ-44-XX-AW QUICK COUPLER VALVE SIZE AS SHOWN
- ⊕ HUNTER IC-1200-4M SOLID STATE METAL CABINET CONTROLLER
- ⊕ HUNTER SOLAR-SYNC-SEN ON SITE WEATHER SENSOR
- ⊕ WATER METER MINIMUM SIZE @ 371 l/min IS 63mm
- ⊕ BACKFLOW PREVENTER SIZED TO SYSTEM l/min
- ⊕ MAINLINE PIPE
- ⊕ LATERAL PIPE
- ⊕ SLEEVING
- ⊕ ISOLATION VALVE LINE SIZED

IRRIGATION NOTES

1. SPRINKLER LOCATIONS ARE TO SCALE
2. PIPE LOCATIONS ARE DIAGRAMMATIC
3. ALL SPRINKLERS TO BE INSTALLED ON 32mm SCH 80 SWING JOINTS
4. ALL COMPONENTS TO BE INSTALLED AS PER MANUFACTURERS RECOMMENDATIONS
5. MAINLINE DEPTH TO BE NO LESS THAN 460mm
6. LATERAL DEPTH TO BE NO LESS THAN 100mm
7. ELECTRIC CONTROL VALVES TO BE COVERED WITH 12" VALVE BOX
8. LOCATE VALVES/COV'S OUT OF HIGH TRAFFIC AREAS
9. WIRE SPICE CONNECTIONS TO BE WATERPROOF
10. COV TO BE LOCATED IN 10" VALVE BOX
11. ALL SLEEVES TO BE 2X PIPE RUN THROUGH THEM
12. INSTALL ALL COMPONENTS AS PER LOCAL, STATE, FEDERAL CODES
13. REFER TO HUNTER INSTALLATION DETAILS
14. REFER TO HUNTER CATALOG FOR PERFORMANCE SPECIFICATIONS
15. ADD HUNTER "FS" FOR DIRTY WATER VALVE
16. ADD HUNTER "AS" FOR PRESSURE REGULATED VALVE

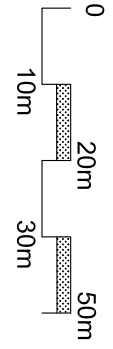


VALVE ID GUIDE

A1	STATION NUMBER
273	1.5" VALVE SIZE
19	PRECIPITATION RATE mm/hr

SYSTEM PERFORMANCE DATA

ZONE	SIZE	FLOW m ³ /hr	PR mm/h ²	DU	SC ₁₀₀ (mm/h)
A1	1.5"	11.8	197	7.5	.74
A2	2"	22.2	370	12.4	1.3
A3	2"	22.2	371	19.6	.82
A4	2"	20.8	347	28.8	.78
A5	2"	22.2	371	28.8	.78
A6	2"	22.2	371	28.8	.78
A7	2-1.5"	11.1	185	62.2	.78
A8	2"	22.2	371	28.8	.78
A9	2"	21	350	15.9	.74
A10	2"	21	350	15.9	.74
A11	1.5"	14	233	15.9	.74
A12	2"	21	350	15.9	.74



OFFICIAL BASEBALL FIELD
 I-40 FOUR ROW DESIGN

Hunter Industries
 1940 Diamond Street
 San Marcos, California 92078
 SpecPro Technical Assistance
 1-800-319-4796
 www.HunterIndustries.com

SHEET
 1 OF 1

Hunter Industries offers this plan as a general guide for estimating purposes and offers no liability, expressed or implied, for errors or omissions from this plan. Hunter Industries or its affiliates at every site and of every site we recommend that a qualified irrigation designer be consulted.